




LETATWIN LM-550A2 SERIES

*PORTABLE PRINTER FOR
CONTROL PANEL
WIRE NUMBERING & DEVICE LABELING*



24VDC PLC-01



LETATWIN IS A PORTABLE PRINTER DESIGNED FOR CONTROL PANEL

1 INTEGRATED RECHARGEABLE BATTERY *LM-550A2B ONLY

Even when you can not find a power supply nearby, you can continue wire numbering and device labeling on site by loading AA size rechargeable batteries x 4pcs .

- *Panasonic eneloop AA rechargeable batteries are recommended. Please inquire about other rechargeable battery brands.
- *Rechargeable batteries are not included with a printer purchase.
- *You can print & half-cut approximately 10m(20mm pitch length X 500 block)tube using fully charged rechargeable Ni-MH batteries.
- *Electrical power source will NOT automatically change from AC supply into integrated batteries when power failure occurs.

2 Bringing Printer

Top



Side



1 Battery Insertion

Open



AA batteries x 4pcs



*eneloop` is a registered trademark of Panasonic Corporation group.

3 Printing without Power connection.

Input



Printing





2 EXTENDED BLOCK LENGTH



Extending half cut function block length can provide higher character visibility.

Printer	Maximum Length of marked block			
Model	PVC TUBE	HEAT SHRINK	TAPE	ID PLATE
LM-390A	10-60mm	10-60mm	4-60mm	NA
LM-550A	10-60mm	10-60mm	4-60mm	4-60mm
LM-550A2	10- 150 mm	10- 150 mm	3.5 -60mm	4-60mm

1 Half Cut function


Half cut tubing is easily cut by hand.


Depth of the half cut can be adjusted.

2 Available block length

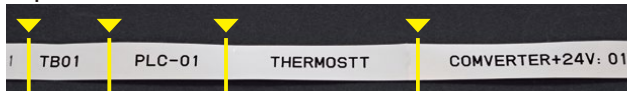
Vinyl(PVC) Round Tube: 10-150mm/block



Heat Shrink Tube: 10-150mm/block




Tape: 3.5-60mm/block



MARKING SOLUTIONS WITH THE UNIQUE FEATURES BELOW.

3 SEQUENCE SETTING EXTENDED TO 3 TIMES IN A BLOCK


One sequence in a block;



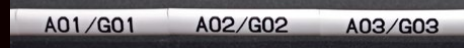
image




Two sequences in a block;



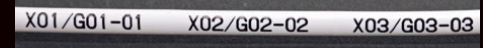
image



Three sequences in a block;



image



4 INPUT ASSISTANCE FUNCTION

If the amount of input characters for wire numbering is large, it can feel frustrating. You can use this function to cut your input data time.

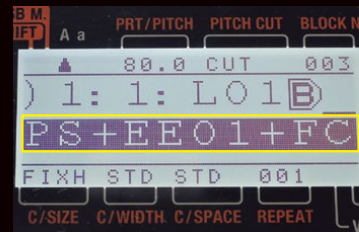

1. When printing wire numbering as below:

SOURCE	TARGET
PS+EE02+QB(+24V) 02 : L02	PS+EE01+FC(+24V) 1 : 1 : L01
PS+EE01+FC(+24V) 1 : 1 : L01 / PS+EE02+QB(+24V) 02 : L02	PS+EE02+QB(+24V) 02 : L02 / PS+EE01+FC(+24V) 1 : 1 : L01

2. Input your numbers and characters with keyboard according to the source and target and then press the `block` key.



3. By pressing `SHIFT` and `A/a` keys together, you can recall the characters entered immediately before. Press `ENTER` if you want to print it.



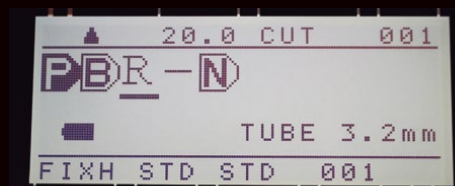
*This function is available only when one slash [/] is entered between the source and target.

*You can also select input candidates with the ▲ / ▼ keys.

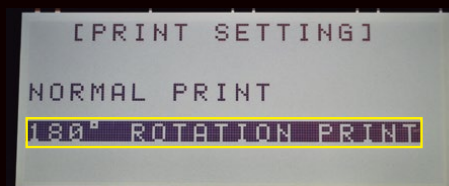
*`Sequence Settings` are not automatically copied by this function.

5 AUTOMATIC 180 DEGREE ROTATION

1. Input Data:



2. Print Setting:



3. Printed block:



*Marking blocks are automatically duplicated, the duplicated marking blocks can not seen if you press `IMAGE` key.

*If the REPEAT` number is set to 2, please change the `REPEAT` setting into 1.

*`INPUT ASSISTANCE FUNCTION` is not suitable for the 180 degree rotation function.

6

MORE CHOICES IN 'AUTO SIZE'

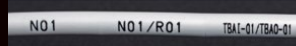
1. STANDARD AUTO CHARACTER:

You can shorten the character block length but character height also changes.



2. FIXED HEIGHT AUTO CHARACTER:


Only character height is fixed, character length changes automatically for higher visibility.



*New for the 550A2 series


3. SUPER AUTO CHARACTER:

You can shorten character size&space/ line space, so you can save consumable consumption.



*New for the 550A2 series

4. Printing block length is automatically fixed by setting character size.



7

MORE CHOICES IN 'CHARACTER FONT'


1. STANDARD:

Same in past models.

0123456789

ABCDEFGHIJKLM

NOPQRSTUVWXYZ



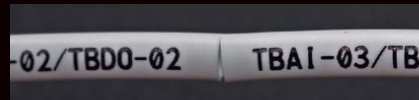
2. CLEAR CHARACTER:

Designed for decreasing misreading.

0123456789

ABCDEFGHIJKLM

NOPQRSTUVWXYZ



*Especially `3` `6` `8` `9` `0(zero)` `O(oh)` are designed for prevention from misreading.

*New for the 550A2 series


3. SQUARE SHAPE:

Height & Width are equal length.

0123456789

ABCDEFGHIJKLM

NOPQRSTUVWXYZ



*Actual character size is little bit smaller than the set character size.

*New for the 550A2 series

8

UPGRADED FEATURES FOR THE LM-550A2 SERIES

Printer	Upgraded Functions			
Model	Maximum Print Length	Maximum Repeat blocks	Maximum Print Blocks	Maximum Pitch Length Setting
LM-390A/550A	20m/file	100 times	300 blocks/file	5 types/file
LM-550A2	100m/file	300 times	999 blocks/file	999 types/file

Printer	Character Height in Auto-size mode			
Model	TUBEφ2.5-2.9mm		TUBEφ3.2-3.6mm	
LM-390A/550A	2.0mm		3.0mm	
LM-550A2	3.0mm (150%UP)		4.0mm (133%UP)	

Ink Ribbon Window



▶ USEFUL FUNCTIONS

1 VERSATIL SEQUENCE SETTING

START / END



START
▼
1010, 1011, 1012 ... 1025

ODD / EVEN



ODD: 1, 3, 5, 7, 9, 11...
EVEN: 2, 4, 6, 8, 10, 12....

8 / 10 / 16 SCALE



8 Scale: 1,2,3.. 7, 10, 11..
10 Scale: 1,2,3.. 9, 10, 11..
16 Scale: 1,2,3.. 9, A, B ..

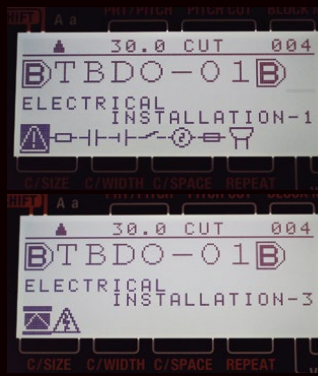
ALPHABETICAL



CAP: A, B, C, D ... Z
L.C.: a, b, c, d, z

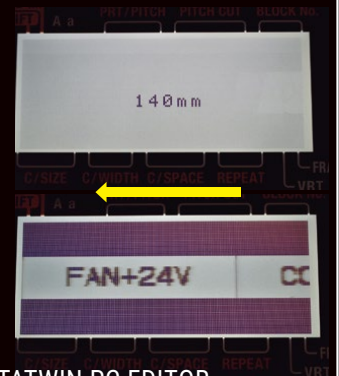
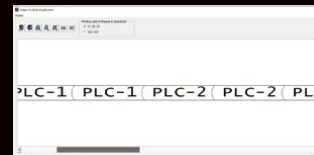
2 ELECTRICAL SYMBOLS

`Electrical` and `Unit` symbols are available in printer for device labeling.



3 PREVIEW

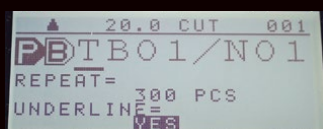
You can check total print length & content by pressing `IMAGE` key.




*`Preview` is available for LETATWIN PC EDITOR (for 550A2 series).

4 UNDERLINE & FRAME

in `REPEAT` key on keyboard.



image



in `FRAME` key on keyboard.



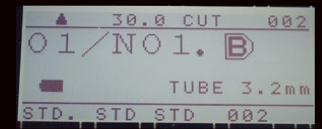
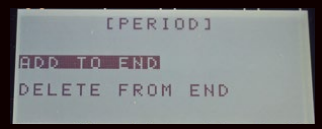
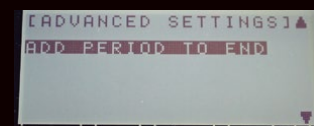
image



*`UNDERLINE` is available for the LM-550A2 series.

5 DOT (PERIOD) AT END

You can add a dot (period) at the end of each blocks by setting `PERIOD` in `ADVANCED SETTINGS`



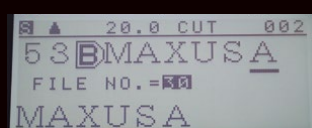
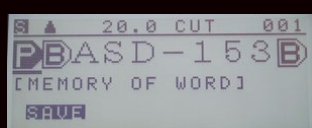
image



*`DOT (PERIOD) AT END` is available for the LM-550A2 series.

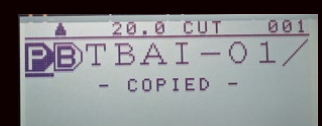
6 WORD REGISTRATION

Frequently used words can be registered in the internal memory (up to 30 words). This function is good use for panel device labeling.



7 COPY & PASTE

You can improve data input process by using this COPY & PASTE function. This function is especially effective when inputting large data sets.




▶ BASIC FUNCTIONS

1 INK RIBBON Thermal transfer for Vinyl(PVC) & HS tube etc.



Remove



Insert



*Black ink ribbon is 110m(120.3yard)/roll, white ink ribbon is 70m(76.6yard)/roll

*Expression of `Halogen Free` is accordance with IEC 61249-2-21, Chlorine(Cl) $\leq 0.09\text{wt}\%$ (900ppm), Bromine(Br) $\leq 0.09\text{wt}\%$ (900ppm), total content rate of both materials is $\leq 0.15\text{wt}\%$ (1500ppm).

2 VERSATILE PRINT MEDIA

L` TUBE

(PVC/Drum Roll/No UL)



N` TUBE

(PVC/UL224/E171616/105°C/600V)




POLYESTER TAPE

(w5/9/12mm/white/yellow/transparent)




ID PLATE

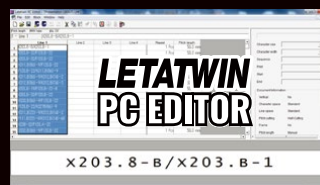
(w4.1xt1.0mm,white)



3 PC CONNECTION



Copy & Paste



*`Windows` and `Excel` are registered trademarks of Microsoft Corporation of North America and other countries.

*LETATWIN PC EDITOR can be downloaded from the MAX CO LTD international website .

4 BASIC SPECIFICATION

Printer	Upgraded Functions			
Model	Print Speed	20mm + Half-cut Performance	Black Ink Ribbon Length	Internal Memory Characters
LM-380EZ	25mm/sec	35 blocks/min	50m/roll	up to 61,250pcs
LM-550E	27.5mm/sec	37 blocks/min	110m/roll	up to 61,250pcs
LM-390A	35mm/sec	50 blocks/min	50m/roll	up to 100,000pcs
LM-550A	40mm/sec	52 blocks/min	110m/roll	up to 250,000pcs
LM-550A2	40mm/sec	52 blocks/min	110m/roll	up to 250,000pcs

*`Print Speed` is under the standard speed mode.

*`20mm + Half Cut Performance` indicates how many blocks with 20mm pitch can be printed and half-cut per a minute.

*`Black Ink Ribbon Length` refers to the ink ribbon length of LM-IR50B and 300B.

*`Internal Memory Characters` is maximum number of 50 files can be saved in each model.

5 HARD CARRY CASE NUMERIC KEY



▶ ADVANCED SETTINGS

‘ADVANCED SETTINGS’ can help you make more specific settings for your marking jobs and you can improve processes for better performances.

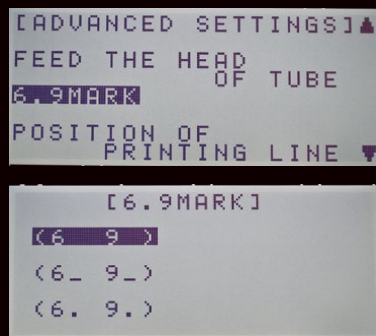


Press ‘OPTION’ key to select this function.



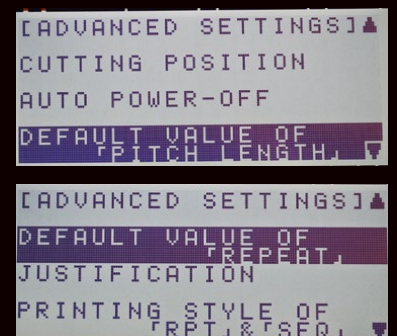
1 6,9 MARKINGS

To identify clearly, you can select normal/underbar /dot to 6 and 9 digits.



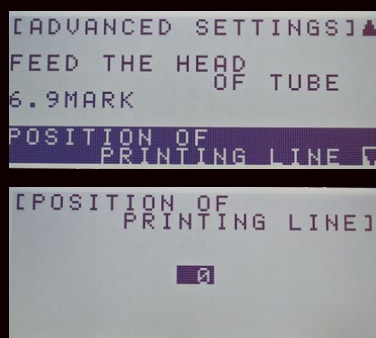
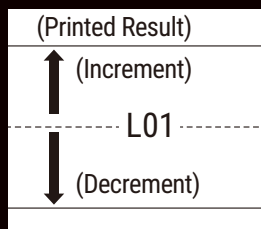
2 DEFAULT VALUE SETTINGS

You can set default values for ‘PITCH LENGTH’ & ‘REPEAT’ to values which you often use to set the printer.



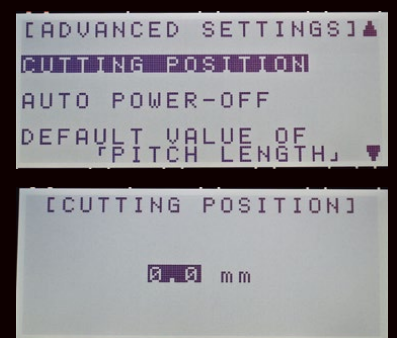
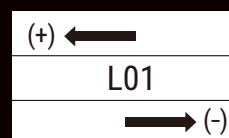
3 PRINT POSITION LINE

You can adjust up and down. (-10~+12)



4 HALF CUT POSITION ADJUSTMENT

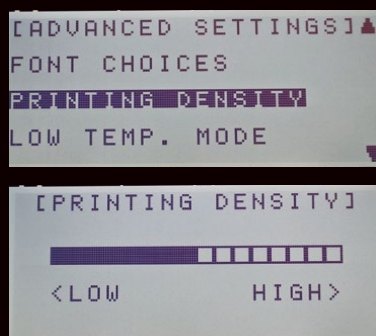
You can adjust the half cut position by setting the right side margin length. (-2.0 ~ +2.0mm)



*+ Increases right margin, - Decreases right margin.

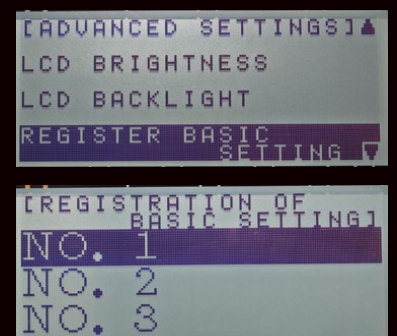
5 PRINT DENSITY

You can choose 8 settings for print density.



6 PREFERABLE PRINT SETTING

You are able to save up to 6 setting values for PRINTING DENSITY/ POSITION OF PRINTING LINE/ CUTTING POSITION.



*In addition to the above functions, you can also set LOW TEMPERATURE MODE/AUTO POWER-OFF/ JUSTIFICATION(LEFT/CENTER/RIGHT FOR NORMAL PRINT MODE and PRINT STYLE OF REPEAT & SEQUENCE.

▶ TWO PRINTER MODELS



LM-550A2B/PC

*Rechargeable Battery model



LM-550A2/PC

*Standard model

▶ SPECIFICATIONS

ITEMS	CONTENTS
Name	ELECTRONIC LETTERING MACHINE LM-550A2B/PC, LM-550A2/PC
Dimensions	295 (W) × 293 (D) × 94 (H) mm
Weight	2.3kg (LM-550A2B/PC, LM-550A2/PC)
Printing method	Thermal transfer method (300dpi)
Display	LCD dot matrix : 64×160 Pixel (Backlit)
Printing speed	40mm/s (Standard) 20mm/s (Low temperature mode)
Maximum Printing length	Tube : 100m, Tape : 5m By multiple copy printing, maximum 30copies, upto Tube ; 100m, Tape ; 7m
Maximum number of characters to input	5,000 characters per file
Character size	1.3, 2, 3, 4, 6mm height
Usable tube	φ1.5mm ~ 8.0mm (Vinyl Tubing) [For GRIP TUBE, φ1.5~2.0mm tubes, the dedicated attachment (standard accessory) is required.] φ2.0mm ~ 6.5mm (Heat Shrink Tubing)
Usable tape	Width 5, 9, 12mm (Max genuine tape)
Usable ID Plate	2.5/4.1/4.6/6.3/9.0mm wide. *ID Plate Attachment Only compatible with MAX brand 4.1mm wide.
Tube cutting method	Auto half cut, manual full cut
Internal memory	250,000 characters (Maximum 50 files)
External memory	USB memory
Interface	USB 2.0 full speed
Power supply	DC12V, 3.0A <small>Use only specified AC Adapter (100V~240V) included in the package</small>
Power consumption	Max 36W
Operating environment	10°C to 35°C

▶ CONSUMABLES & OTHER ITEMS

INK RIBBON CASE	20PCS./CTN	L`Tube (Vynyl(PVC)/Drum roll)	
LM-RC500		*Not UL certified	
ECONOMICAL INK RIBBON REFILLS	10 ROLLS/BOX	LM-TU425L2 WHITE	φ2.5mm X 250m /ROLL
LM-IR50B (BLACK)	110m/ROLL	LM-TU427L2 WHITE	φ2.7mm X 250m /ROLL
INK RIBBON REFILLS FOR HEAT SHRINK TUBING	10 ROLLS/BOX	LM-TU432L2 WHITE	φ3.2mm X 250m /ROLL
LM-IR50BP (BLACK)	110m/ROLL	LM-TU434L2 WHITE	φ3.4mm X 250m /ROLL
LM-IR50W (WHITE)	70m/ROLL	LM-TU436L2 WHITE	φ3.6mm X 250m /ROLL
HALF CUTTER *REPLACEABLE		LM-TU442L WHITE	φ4.2mm X 200m /ROLL
LM-HC340	2pcs/box	LM-TU452L WHITE	φ5.2mm X 135m /ROLL
ID Plate (w4.1mm X t1.0mm)		LM-TU464L WHITE	φ6.4mm X 100m /ROLL
LM-ID PLATE4110	White, 20m/reel	LM-TU480L WHITE	φ8.0mm X 70m /ROLL
POLYESTER TAPE CASSETTE	10PCS./BOX	N`Tube (UL224/E171616/105°C/600V)	
LM-TP505W (WHITE)	5mm(W) × 16m(L)/PC	LM-TU332N2 WHITE	φ3.2mm X 100m /ROLL
LM-TP505Y (YELLOW)	5mm(W) × 8m(L)/PC	LM-TU336N2 WHITE	φ3.6mm X 100m /ROLL
LM-TP505T (TRANSPARENT)	5mm(W) × 8m(L)/PC	LM-TU342N2 WHITE	φ4.2mm X 80m /ROLL
LM-TP509W (WHITE)	9mm(W) × 16m(L)/PC	LM-TU352N2 WHITE	φ5.2mm X 80m /ROLL
LM-TP509Y (YELLOW)	9mm(W) × 8m(L)/PC		
LM-TP509T (TRANSPARENT)	9mm(W) × 8m(L)/PC		
LM-TP512W (WHITE)	12mm(W) × 16m(L)/PC		
LM-TP512Y (YELLOW)	12mm(W) × 8m(L)/PC		
MARKABLE SLIDE PLATE			
Markable Plastic Plate for Terminal block labeling.			
LM-KM4107		φ wide10.7mm X thickness0.5mm X 25m/roll	

PC REQUIREMENTS For Windows 10 / 8.1 / 8 / 7 operating systems. Windows® is a registered trademark of Microsoft Corporation(US) in U.S.A. or other countries.

*The specifications and design of products in this catalog will be subject to change without advance notice of our products due to our continuous efforts to improve quality.



MAX CO.,LTD.

6-6, NIHONBASHI, HAKOZAKI-CHO, CHUO-KU, TOKYO, JAPAN

PHONE : 81-3-3669-8131 FAX : 81-3-3669-7104

Web : <https://wis.max-ltd.co.jp/int/>

INTSALESOP2021MAYBW FIRST EDITION

Distributor: