


SIEMENS

Ingenuity for life



SMART 7KT Multi Function Meter

Smart metering solution for
all your load feeders

www.siemens.co.in

With the increasing awareness of Energy conservation, more and more electrical installations, be it industrial, residential or commercial buildings, require precise and reliable energy monitoring.

Multifunction Meters have evolved from simple measuring devices to a critical component of Energy Management Systems.

The SMART 7KT Multifunction Meter is the latest addition to the wide portfolio of Measuring Devices and Energy Management Software from Siemens.

The SMART 7KT can be deployed in each and every load feeder and can measure all the electrical parameters accurately.

Thanks to its integrated communication capability it can be easily and cost effectively integrated into Energy Management Systems thereby increasing the transparency of energy consumption across the entire plant.

General Features

MLFB	7KT0310
Mounting Type	Panel
Terminal	Screw Type
Dimension	96 x 96 x 50 mm
IP Protection	IP65 On Front When Installed
Display Type	LCD with Bar Graph display
Temperature	-20° to +60° C
Humidity	0 % to 95 % without moisture consideration
Password Protection	Yes

Measuring Range

Nominal Current	3 x 0 - 5 A with max. 20% Overload
CT Primary	1 A - 10000 A
CT Secondary	Selectable - 1 A or 5A
Input Voltage L-L / L-N	480 V / 276 V
Rated Frequency	50/60 Hz
Network	1P2W, 3P3W, 3P4W

Control Supply

Input voltage range	95 – 240 V AC ± 10 %
Consumption	8 VA max
Frequency	45 – 65 Hz

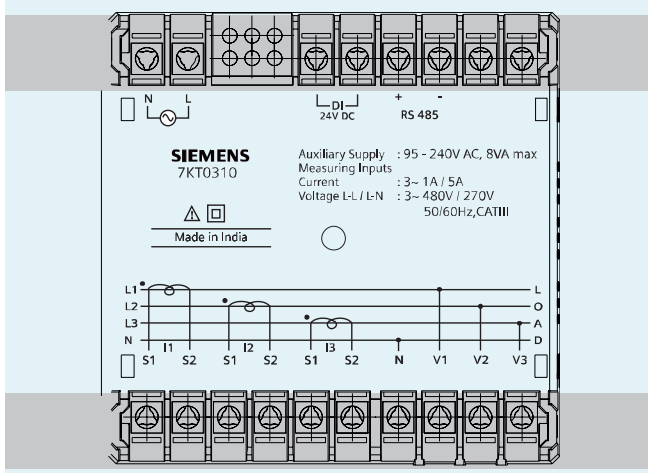
Display Parameters & Range :

Voltage (Phase and Average)	Yes
Current (L1,L2,L3)	Yes
Frequency	Yes
Neutral Current (Instantaneous on Display)	Yes
% THD - I/V	Yes
Power (Active / Reactive/ Apparent)	Yes
Min / Max Values Of Power	Yes
Power Factor (Phase wise & Average)	-1.00 to + 1.00
Phase Angle	Yes
Energy (Active, Reactive, Apparent)	Yes (Instantaneous, Class 1)
Maximum Demand	Yes
ON Hour Counter	Yes
Pollution Degree	II
Overvoltage Category	III

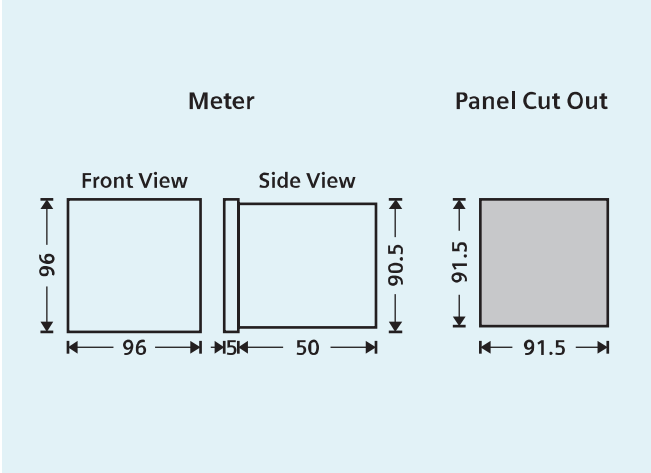
System Communication

Communication Interface	RS 485 Interface, Modbus RTU Protocol
Digital Input (DI) / Digital Output (DO)	1 DI

Terminal Connection



Dimensions (in mm)



Siemens Ltd.
 Digital Factory
 Control Products
 R&D Technology Centre
 Kalwa Works
 Thane Belapur Road, Thane - 400 601
 Fax: +91 22 33265627
 E-mail: lvsgmr-mktg.india@siemens.com

XX-XXX-XXX
 (This replaces DF CP 7KT CC29012018)

For more information call us on 1800 209 1800

For Life Cycle Support of Products, Systems and Solutions call us on 1800 209 0987

Email: ics.india@siemens.com

Product upgradation is a continuous process. Hence, data in this flyer is subject to change without prior notice. For the latest information, please get in touch with our Sales Offices.